

All About Double-Digit

NUMBERS

K
Kindergarten

Can you help me
count the fruit?





Table of Contents


All About Double-Digit Numbers

Write & Count Eleven
Write and Count Twelve
Write and Count Thirteen
Number Maze: Clean Up the Dust Bunnies!
Write and Count Fourteen
Write and Count Fifteen
Write and Count Sixteen
Write and Count Seventeen
Connect the Dots
Write and Count Eighteen
Write and Count Nineteen
Number Maze: Help the Mouse!
Write and Count Twenty
Count 'n Color: The Numbers 11-20
Plane Connect the Dots
Count the Fruit Activity Placemat
Dessert Activity Placemat

Certificate of Completion

Want more workbooks? Join Education.com Plus to save time and money.
<http://www.education.com/education-plus/>


Write & Count Eleven



Trace the number 11 below and practice writing your own.

Tracing practice lines for the number 11. The first row shows ten '11's with red arrows indicating the stroke direction. The second row shows two '11's with red arrows, followed by blank lines for independent practice.

Count the ears of corn out loud.




Write & Count Twelve

12

Trace the number 12 below and practice writing your own.

Tracing practice lines for the number 12. The first row shows four dashed '12's with red arrows indicating stroke order: a vertical line down for '1' and a curved line for '2'. The second row shows one dashed '12' with stroke order arrows, followed by blank lines for independent practice.

Count the hot dogs out loud.




Write & Count Thirteen

13

Trace the number 13 below and practice writing your own.



Tracing practice lines for the number 13. The first row shows four sets of the number 13 on a three-line grid. Each '1' is formed by a single vertical stroke (indicated by a red arrow labeled '1'). Each '3' is formed by two strokes: a curved top (indicated by a red arrow labeled '1') and a curved bottom (indicated by a red arrow labeled '2'). The second row shows one set of the number 13 followed by blank space for independent practice.

Count the pizzas out loud.



NUMBER MAZE 6

Can you help clean up the dust bunnies? Draw a path from the vacuum to the dust bunny by counting from 1 to 20.

		8	7	16	17
		13	14	15	18
2	1	12	11	4	19
3	4	15	10	5	20
12	5	8	9		
1	6	7	4		




Write & Count Fourteen

14

Trace the number 14 below and practice writing your own.

Tracing practice lines for the number 14. The first row contains five dashed '14's with numbered arrows (1, 2, 3) indicating stroke order. The second row contains two dashed '14's with numbered arrows, followed by three empty rows for independent practice.

Count the tacos out loud.




Write & Count Fifteen

15

Trace the number 15 below and practice writing your own.

Tracing practice lines for the number 15. The first row shows four dashed '15's with numbered arrows indicating stroke order: 1 (vertical down), 2 (vertical down), and 3 (curved). The second row shows one dashed '15' with numbered arrows, followed by blank lines for independent practice.

Count the ice cream cones out loud.




Write & Count Sixteen

16

Trace the number 16 below and practice writing your own.

Tracing practice lines for the number 16. The first row contains eight dashed '16's with red arrows indicating stroke order. The second row contains two dashed '16's with red arrows, followed by blank lines for independent practice.

Count the watermelons out loud.




Write & Count Seventeen

17

Trace the number 17 below and practice writing your own.

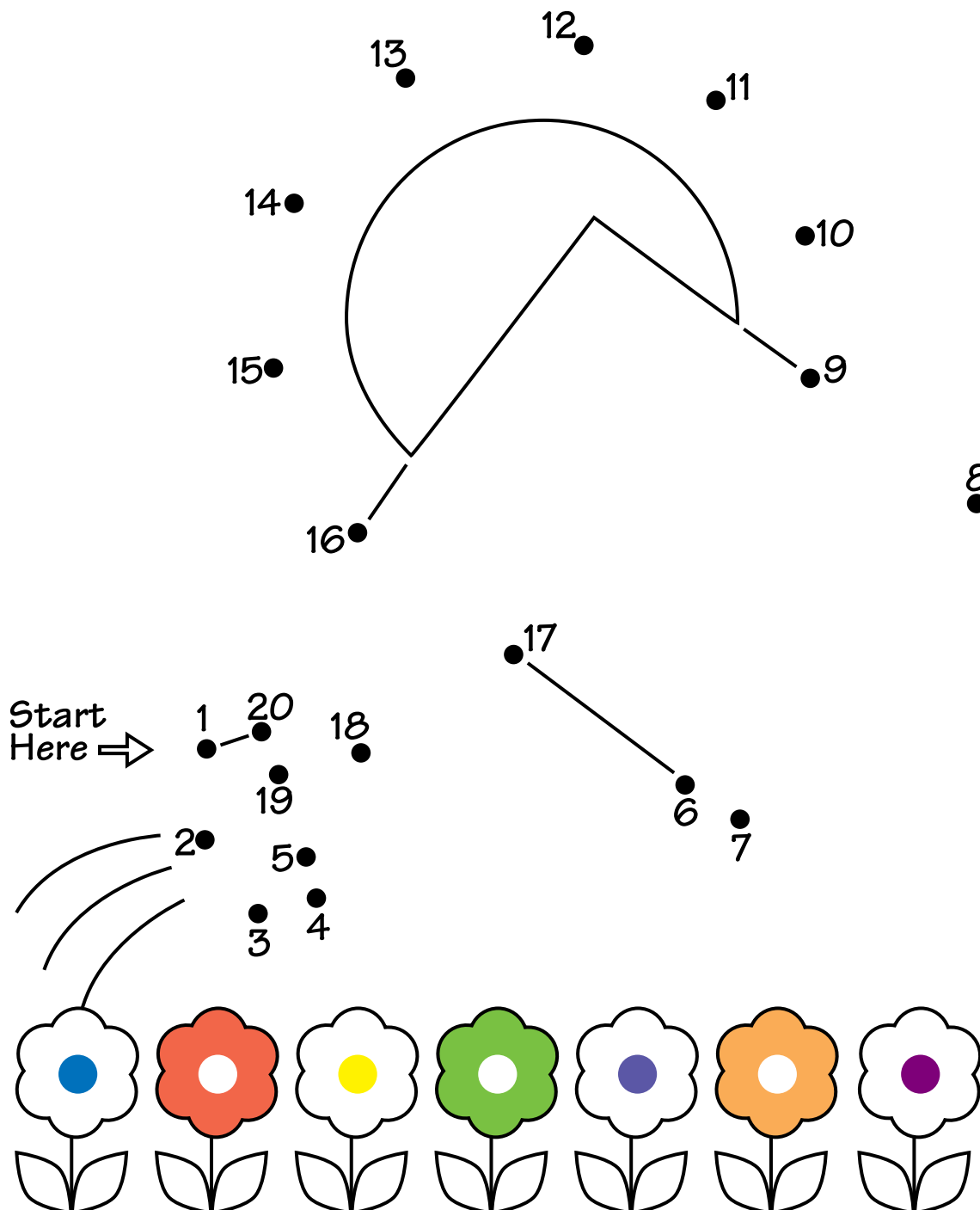
Tracing practice lines for the number 17. The first row contains four dashed '17's with red arrows and numbers indicating stroke order. The second row contains one dashed '17' with red arrows and numbers, followed by blank lines for independent practice.

Count the bananas out loud.



connect the dots

Flowers need food and water to grow. Can you connect the dots to find what the flowers need a lot of? Color it brightly when you find it.




Write & Count Eighteen

18

Trace the number 18 below and practice writing your own.

Tracing practice lines for the number 18. The first row contains four sets of the number 18, each with red arrows indicating stroke order. The second row contains one set of the number 18 with red arrows, followed by blank lines for independent practice.

Count the oranges out loud.




Write & Count Nineteen

19

Trace the number 19 below and practice writing your own.

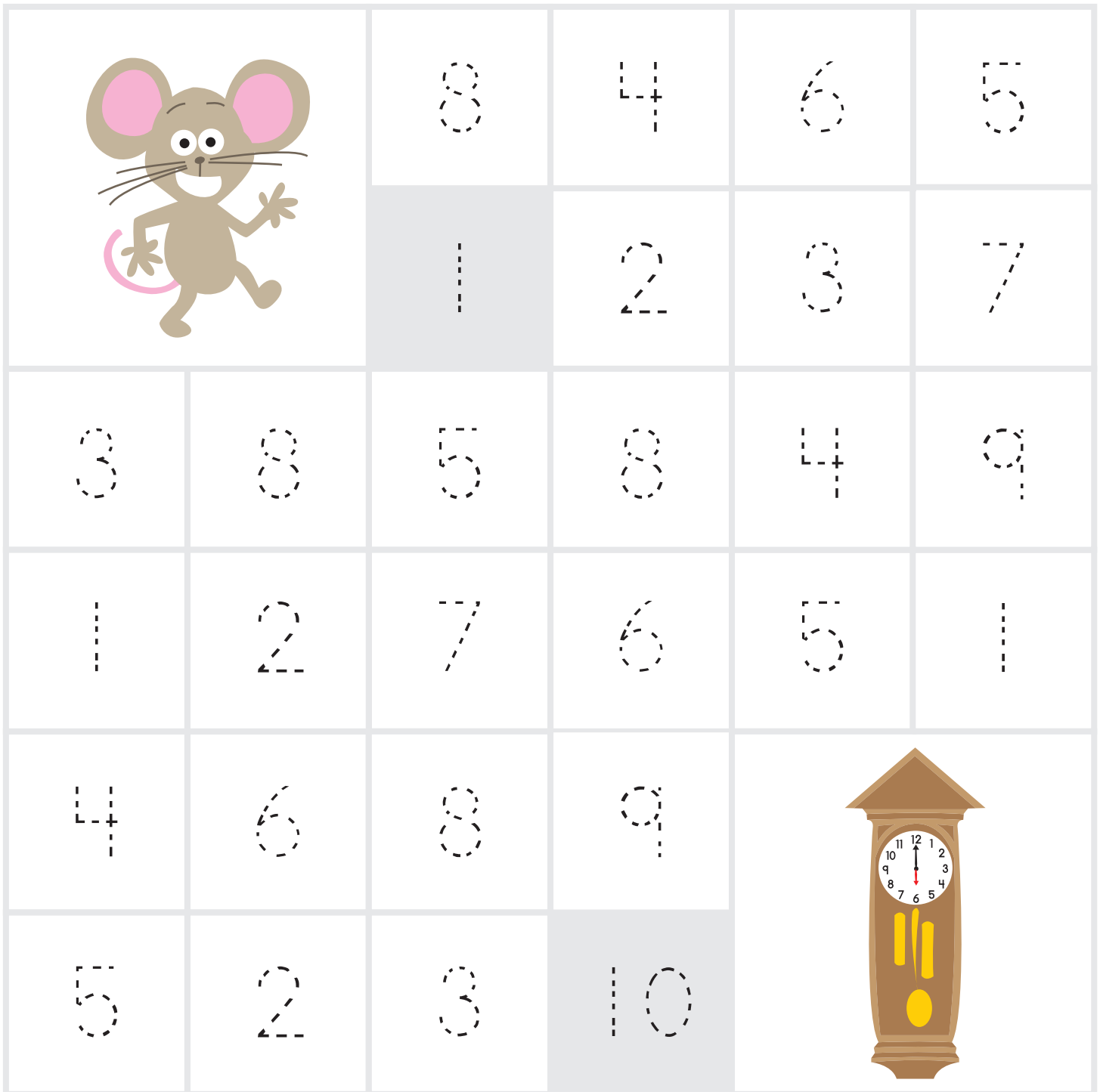
Tracing practice lines for the number 19. The first row shows the number 19 repeated five times, with red arrows indicating the stroke order for each digit. The second row shows the number 19 repeated once, with red arrows indicating the stroke order. Below these are three empty rows for independent practice.

Count the tomatoes out loud.



NUMBER MAZE 4

Hickory dickory dock, can you help this mouse run up the clock? Draw a path from the mouse to the clock by counting from 1 to 10 and tracing the numbers.




Write & Count Twenty

20

Trace the number 20 below and practice writing your own.

Tracing practice lines for the number 20. The first row contains four dashed '20's with red arrows indicating stroke order: a downward curve for '2' and a vertical line for '0'. The second row contains one dashed '20' with stroke order arrows, followed by blank lines for independent practice.


Count the cheeseburgers out loud.




Count 'N Color

Color the correct number of objects shown in each group.


15

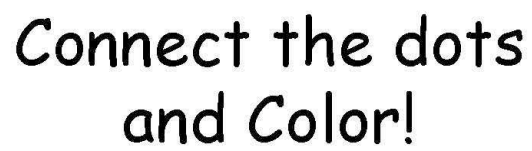



19



12





Airplane

Let's practice counting!










1

2

3

4

5



11

12

13

14

15

Cut along the dotted line, then line up with the second page and tape or glue them together to make your placemat!



Color and count each fruit.



- ★ How many oranges are there?
- ★ How many bananas are there?
- ★ How many apples are there?

- ★ How many pears are there?
- ★ How many grapes are there?
- ★ How many watermelons are there?










6

7

8

9

10



16

17

18

19

20

Tape or glue first page here.

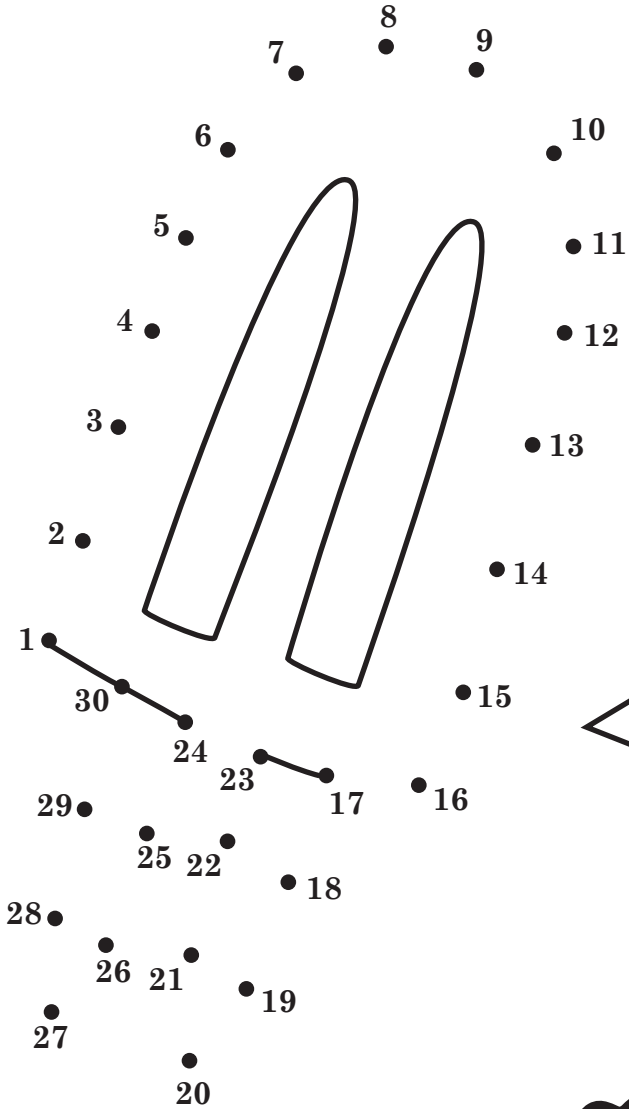


Dessert





Satisfy your sweet tooth with this decadent placemat!


Connect the dots from 1 to 30 to uncover this sweet summer treat!



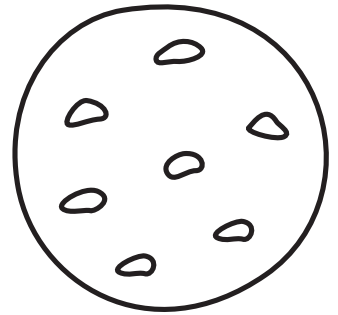
What is your FAVORITE dessert?



Cut along the dotted line, then line up with the second page and tape or glue them together to make your placemat!



Dessert Word Search



Can you find these sweet treats?


They can be forward, backwards, up, down or diagonal.



ICE CREAM	PIE
CAKE	PARFAIT
PUDDING	COOKIES
CUPCAKE	BROWNIE
POPSICLE	SUNDAE



Tape or glue first page here.



Great job!

is an Education.com math superstar

