

Beginning Sounds

Picture Book

P

Preschool



Aa



Bb




Table of Contents

Beginning Sounds Picture Book

Beginning Sound Aa
Beginning Sound Bb
Beginning Sound Cc
Beginning Sound Dd
Beginning Sound Ee
Beginning Sound Ff
Beginning Sound Gg
Beginning Sound Hh
Beginning Sound Ii
Beginning Sound Jj
Beginning Sound Kk
Beginning Sound Ll
Beginning Sound Mm
Beginning Sound Nn
Beginning Sound Oo
Beginning Sound Pp
Beginning Sound Qq
Beginning Sound Rr
Beginning Sound Ss
Beginning Sound Tt
Beginning Sound Uu
Beginning Sound Vv
Beginning Sound Ww
Beginning Sound Yy
Beginning Sound Zz


Certificate of Completion

Want more workbooks? Join Education.com Plus to save time and money.
<http://www.education.com/education-plus/>

Beginning Sound Aa

Point to the **apple** in the corner and say its name to your child. Emphasize the **short a** sound. Have your child find the pictures in the scene that start with the same sound and practice naming them aloud.


Color the pictures that start like **apple**.



Beginning Sound Bb

Point to the **balloon** in the corner and say its name to your child. Emphasize the **b** sound. Have your child find the pictures in the scene that start with the same sound and practice naming them aloud.

Color the pictures that start like **balloon**.



Beginning Sound Cc

Point to the **carrot** in the corner and say its name to your child. Emphasize the **hard c** sound. Have your child find the pictures in the scene that start with the same sound and practice naming them aloud.


Color the pictures that start like **carrot**.



Beginning Sound Dd

Point to the **deer** in the corner and say its name to your child. Emphasize the **d** sound. Have your child find the pictures in the scene that start with the same sound and practice naming them aloud.

Color the pictures that start like **deer**.




Beginning Sound Ee

Point to the **elephant** in the corner and say its name to your child. Emphasize the **short e** sound. Have your child find the pictures in the scene that start with the same sound and practice naming them aloud.

Color the pictures that start like **elephant**.

Ee 



Beginning Sound Ff

Point to the **feather** in the corner and say its name to your child. Emphasize the **f** sound. Have your child find the pictures in the scene that start with the same sound and practice naming them aloud.

Color the pictures that start like **feather**.


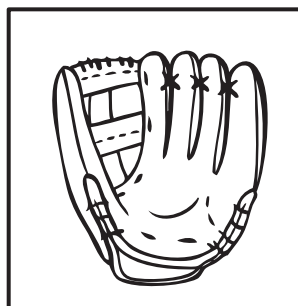




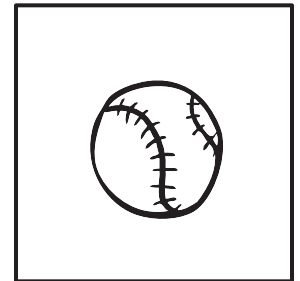





Ff



Beginning Sound Gg

Point to the **gift** in the corner and say its name to your child. Emphasize the **hard g** sound. Help your child name the pictures in the boxes and ask him to color the pictures that start like **gift**.

Help the **girl** find the **gift**.








Beginning Sound Hh

Point to the **hat** in the corner and say its name to your child. Emphasize the **h** sound. Have your child find the pictures in the scene that start with the same sound and practice naming them aloud.

Color the pictures that start like **hat**.


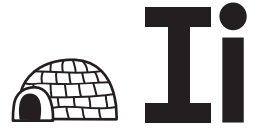
Hh



Beginning Sound Ii

Point to the **igloo** in the corner and say its name to your child. Emphasize the **short i** sound. Have your child find the pictures in the scene that start with the same sound and practice naming them aloud.


Color the boxes of the pictures that start like **igloo** with green.
Color all other boxes yellow.



Beginning Sound Jj

Point to the **jack-in-the-box** in the corner and say its name to your child. Emphasize the **j** sound. Have your child find the pictures in the scene that start with the same sound and practice naming them aloud.

Color the pictures that start like **jack-in-the-box**.



Beginning Sound Kk

Point to the **kite** in the corner and say its name to your child. Emphasize the **k** sound. Have your child find the pictures in the scene that start with the same sound and practice naming them aloud.


Color the pictures that start like **kite**.



Beginning Sound LI

Point to the **lamp** in the corner and say its name to your child. Emphasize the **l** sound. Have your child find the pictures in the scene that start with the same sound and practice naming them aloud.

Color the pictures that start like **lamp**.



Beginning Sound Mm

Point to the **mitten** in the corner and say its name to your child. Emphasize the **m** sound. Have your child find the pictures in the scene that start with the same sound and practice naming them aloud.


Color the pictures that start like **mitten**s.



Beginning Sound Nn

Point to the **nail** in the corner and say its name to your child. Emphasize the **n** sound. Have your child find the pictures in the scene that start with the same sound and practice naming them aloud.


Color the boxes of the pictures that start like **nail** with blue.
Color all other boxes orange.



Beginning Sound Oo

Point to the **octagon** in the corner and say its name to your child. Emphasize the **short o** sound. Have your child find the pictures in the scene that start with the same sound and practice naming them aloud.

Color the pictures that start like **octagon**.



Beginning Sound Pp

Point to the **pumpkin** in the corner and say its name to your child. Emphasize the **p** sound. Have your child find the pictures in the scene that start with the same sound and practice naming them aloud.

Color the pictures that start like **pumpkin**.


Pp 



Beginning Sound Qq

Point to the **quilt** in the corner and say its name to your child. Emphasize the **q** sound. Have your child find the pictures in the scene that start with the same sound and practice naming them aloud.

Color the pictures that start like **quilt**.




Qq



Beginning Sound Rr

Point to the **rabbit** in the corner and say its name to your child. Emphasize the **r** sound. Have your child find the pictures in the scene that start with the same sound and practice naming them aloud.


Color the pictures that start like **rabbit**.



Beginning Sound Ss

Point to the **snake** in the corner and say its name to your child. Emphasize the **s** sound. Have your child find the pictures in the scene that start with the same sound and practice naming them aloud.


Color the pictures that start like **snake** and help the **seal** find his way to the **sandcastle**.



Beginning Sound Tt

Point to the **turtle** in the corner and say its name to your child. Emphasize the **t** sound. Have your child find the pictures in the scene that start with the same sound and practice naming them aloud.


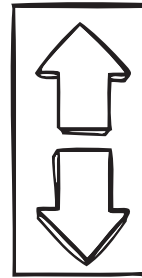



Color the pictures that start like **turtle**.



Beginning Sound Uu

Point to the **umbrella** in the corner and say its name to your child. Emphasize the **short u** sound. Have your child find the pictures in the scene that start with the same sound and practice naming them aloud.


Color the pictures that start like **umbrella**.



Beginning Sound Vv

Point to the **vest** in the corner and say its name to your child. Emphasize the **v** sound. Have your child find the pictures in the scene that start with the same sound and practice naming them aloud.


Color the boxes of the pictures that start like **vest** purple.
Color all other boxes orange.



Beginning Sound Ww

Point to the **weasel** in the corner and say its name to your child. Emphasize the **w** sound. Have your child find the pictures in the scene that start with the same sound and practice naming them aloud.

Color the pictures that start like **weasel**.




Ww



Beginning Sound Yy

Point to the **yo-yo** in the corner and say its name to your child. Emphasize the **y** sound. Have your child find the pictures in the scene that start with the same sound and practice naming them aloud.

Color the pictures that start like **yo-yo**.

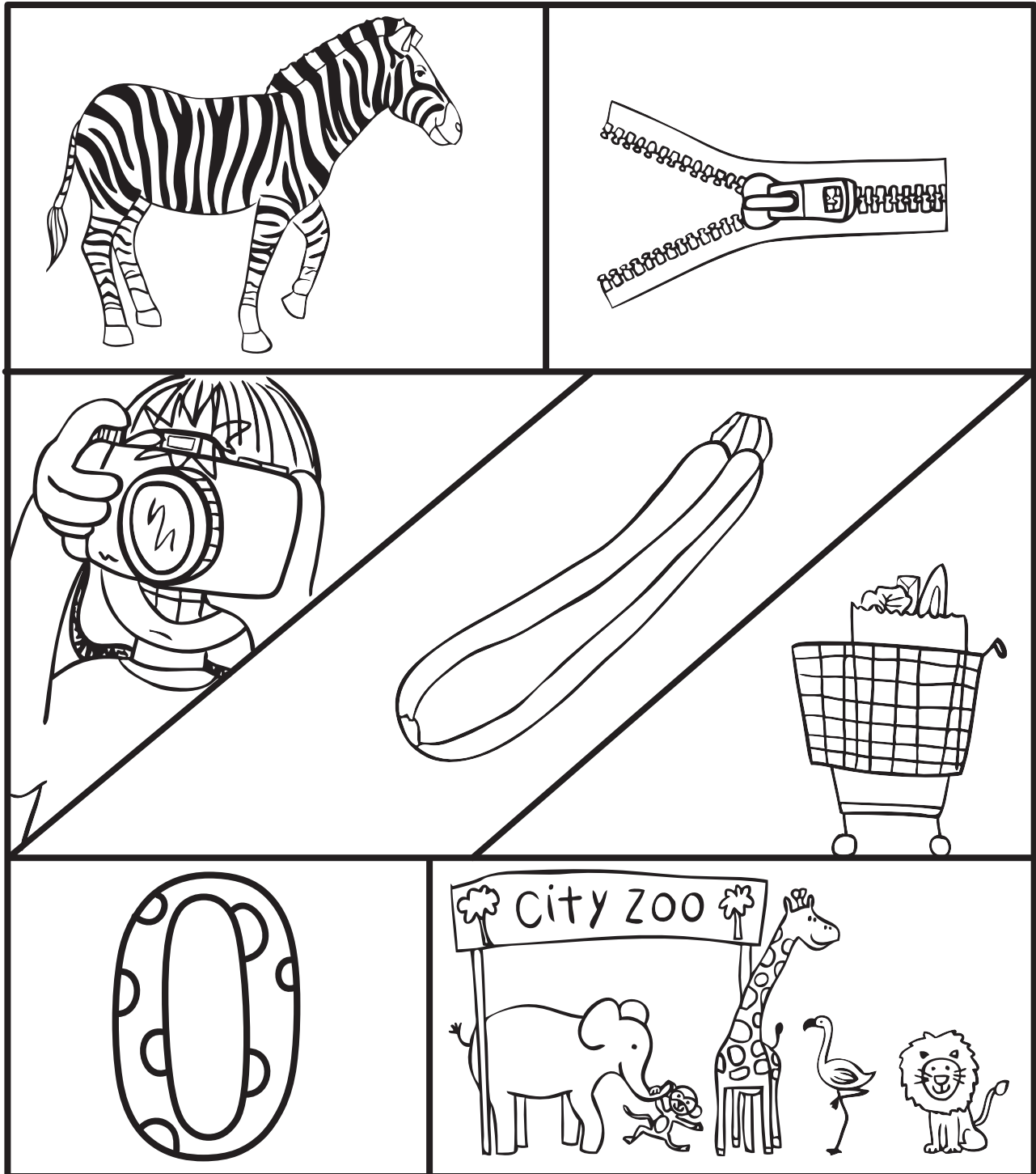
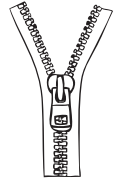



Beginning Sound Zz

Point to the **zipper** in the corner and say its name to your child. Emphasize the **z** sound. Have your child find the pictures in the scene that start with the same sound and practice naming them aloud.

Color the boxes of the pictures that start like **zipper** pink.
Color all other boxes grey.

Zz





Great job!

is an Education.com reading superstar

