

Dear Parent:

Congratulations! Your child is taking the first steps on an exciting journey. The destination? Independent reading!



STEP INTO READING® will help your child get there. The program offers five steps to reading success. Each step includes fun stories and colorful art. There are also Step into Reading Sticker Books, Step into Reading Math Readers, Step into Reading Phonics Readers, Step into Reading Write-In Readers, and Step into Reading Phonics Boxed Sets—a complete literacy program with something to interest every child.

Learning to Read, Step by Step!**1****Ready to Read** **Preschool–Kindergarten**

• big type and easy words • rhyme and rhythm • picture clues
For children who know the alphabet and are eager to begin reading.

2**Reading with Help** **Preschool–Grade 1**

• basic vocabulary • short sentences • simple stories
For children who recognize familiar words and sound out new words with help.

3**Reading on Your Own** **Grades 1–3**

• engaging characters • easy-to-follow plots • popular topics
For children who are ready to read on their own.

4**Reading Paragraphs** **Grades 2–3**

• challenging vocabulary • short paragraphs • exciting stories
For newly independent readers who read simple sentences with confidence.

5**Ready for Chapters** **Grades 2–4**

• chapters • longer paragraphs • full-color art
For children who want to take the plunge into chapter books but still like colorful pictures.

STEP INTO READING® is designed to give every child a successful reading experience. The grade levels are only guides. Children can progress through the steps at their own speed, developing confidence in their reading, no matter what their grade.

Remember, a lifetime love of reading starts with a single step!

STEP INTO READING®

Now You See Me...




by Tish Rabe

based on a television script

by Katherine Stanford

illustrated by Christopher Moroney

Random House  New York



Nick said, "It's vacation!
And we have all week
to play games and have fun.
Want to play hide-and-seek?"



"You count and I'll hide,"
Sally said. "And you'll see—
I'll hide so well that
you'll never find me!"



“Coming! Ready or not!”

Sally looked till she found
a good hiding spot.
“... Ten!” Nick called out.

and found Sally in it!



Where was Sally hiding?
In less than a minute,
Nick ran to the wheelbarrow




“Hide-and-seek!” cried the Cat.
“Oh, I’m so glad I came!
The counting! The hiding!
It’s my favorite game!”



“It’s great!” Nick agreed.
Sally said as she sighed,
“But Nick always finds me
wherever I hide.”



“Aha!” said the Cat.
“We must leave right away
to meet my friend Gecko,
who plays every day.”



He hides in the day
and also at night.
It helps him stay safe
to keep out of sight.”



So they flew to the jungle.
It was steamy and hot.
“My friend,” said the Cat,
“is not easy to spot.”



“Cam-ou-flage helps him hide.
It is his hiding trick.”
“Cam-ou-*what*? I don’t know
what that word means!” said Nick.



"I'll explain," said the Cat.
"Camouflage is the way
some animals stay
out of sight every day."



Camouflage helps them hide
so they will not be found.
It helps them blend in
with whatever's around."



"That Gecko blends in.
He's not easy to see."
"Hello!" Gecko called.
"Are you looking for me?"



"My tail looks leaf-like
and my skin is light brown.
I'm hanging right here in
this tree upside down!"



“Could you show us,” asked Sally,
“how to hide like you do?
We want to learn how
to use camouflage too!”



“In the jungle,” said Gecko,
“your clothes are too bright.
You need to blend in
so you stay out of sight.”



"We can't hide dressed like this,"
said Nick. "What to do?"
"You need help," said the Cat,
"from Thing One and Thing Two!"



"Can you help us," asked Sally,
"look leafy and green?"
If we look like the jungle,
we'll never be seen."



So, before the kids knew it,
they got a surprise—
Things One and Two made
them the perfect disguise!



“Mr. Gecko,” said Nick,
“you can hide, it is true.
But can you find us
when we’re hiding from *you*?”



“Of course!” Gecko said,
but when he looked around,
those camouflaged kids
were nowhere to be found!



He looked in the shadows
and looked in the light.
They were hiding so well
they were nowhere in sight.



Then all of a sudden
a tree started to wiggle.
“Wait!” Gecko said.
“I just heard someone giggle!”



“Out here in the jungle,”
he said with a smile,
“the trees haven’t giggled
in quite a long while.”



“Nick,” Sally asked,
“when I was hiding today,
how did you find where
I was right away?”



“Well,” Nick said, “finding
you wasn’t hard.
Your dress was the only pink
thing in my yard.”




“Hide-and-seek,” said the Cat,
“is so much fun to play.
I could play it with Gecko
and you every day.”



“But we have to go now.
We’ll be back soon, I know.
Goodbye, Gecko!
Oh ... Gecko?”



“NOW where did he go?”



It's time for YOU!
Pick your favorite
spot to read.
This is going to be
a great book!

What this book is about . . .

Now You See Me . . .

The Cat in the Hat shows Sally and
Nick how to hide—like a gecko—
using cam-ou-flage!



Learning to Read, Step by Step!



Ready to Read Preschool–Kindergarten



Reading with Help Preschool–Grade 1
Does your child recognize familiar words on sight and
sound out new words with help? Step 2 is just right.
Basic Vocabulary • Short Sentences • Simple Stories



Reading on Your Own Grades 1–3



Reading Paragraphs Grades 2–3



Ready for Chapters Grades 2–4

To learn about
all the Steps,
turn to page 1.



RANDOM HOUSE
StepIntoReading.com
randomhouse.com/kids
Seussville.com
pbskids.org/catinthehat