

Exploring Measurement



Kindergarten

When is
your
birthday?

S _____ M _____ T _____ W _____ T _____ F _____ S _____

1

2

3

4

5

6

7

8

9

10

11

12

13

14

15

16

17

18

19

20

21

22

23

24

25

29

30

Do you know
what time
it is?



Table of Contents

Exploring Measurement

Make a Calendar
Earthworms!
Veggie Garden #1
Veggie Garden #2
Measure the Letters
Measure the Flowers!
Measure the Carrots
Measure the Shapes
Measure School Supplies
Match the Clock #1
Match the Clock #2
Telling Time #1
Telling Time #2
Telling Time #3
Telling Time #4
Telling Time #5
Telling Time #6
Draw the Correct Time

Certificate of Completion

Want more workbooks? Join Education.com Plus to save time and money.
<http://www.education.com/education-plus/>

Make a Calendar

Fill in the month, days of the week, and any special holidays. For special events cut out and paste the icons at the bottom of the page.

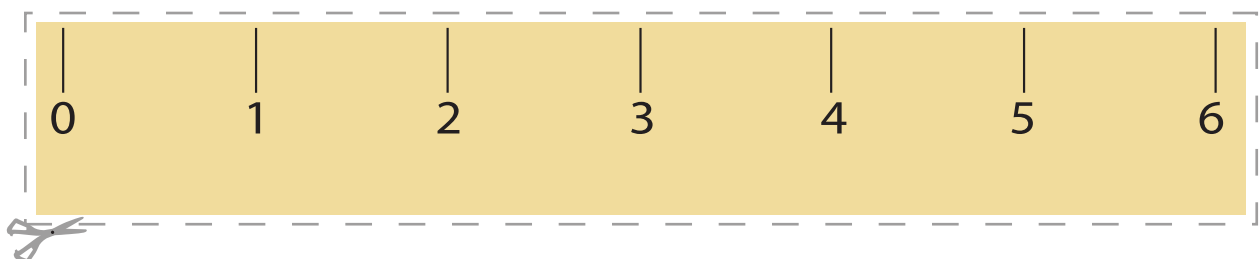



Earthworms!

Cut out the ruler. Measure each earthworm. Write the number of inches in the box next to each earthworm.

Circle the shortest earthworm in red.

Circle the longest earthworm in green.

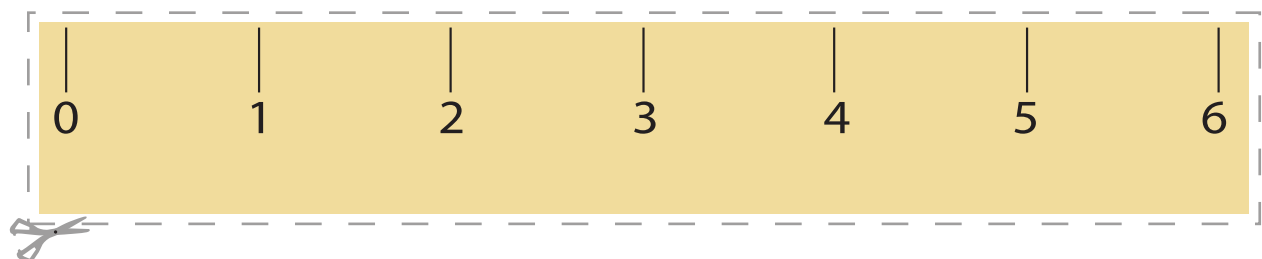





Veggie Garden 1

Cut out the ruler. Measure each vegetable. Write the number of inches in the box under each vegetable.

Circle the shortest vegetable in red.

Circle the longest vegetable in green.

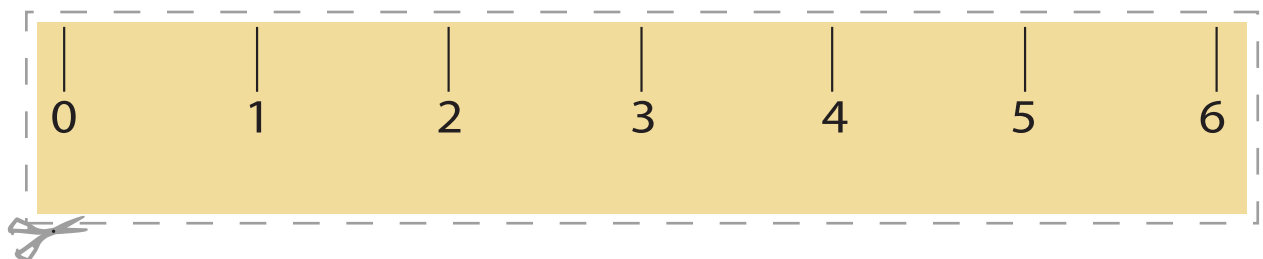





Veggie Garden 2

Cut out the ruler. Measure each vegetable. Write the number of inches in the box under each vegetable.

Circle the shortest vegetable red.

Circle the longest vegetable green.




Measure the Letters

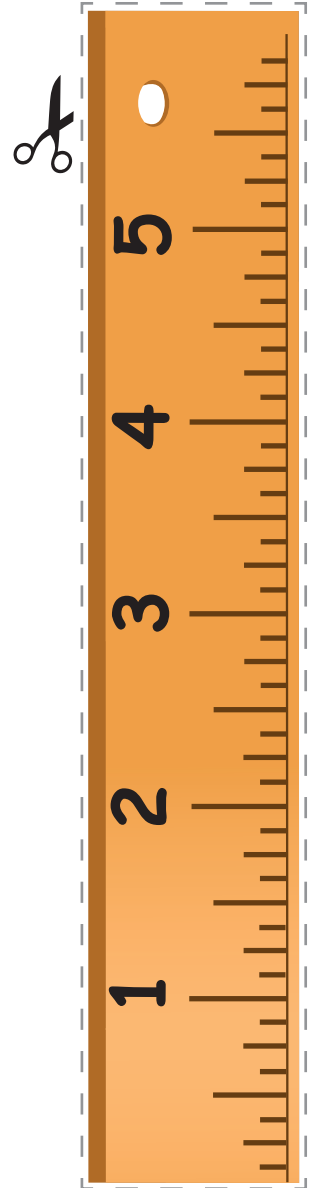
Cut out the ruler and write
how many inches tall each letter is.












Measure the Flowers!


Cut out the ruler at the bottom of the page and use it to measure each flower.




Measure the Carrots!

Cut out the ruler at the bottom of the page and use it to measure each carrot.

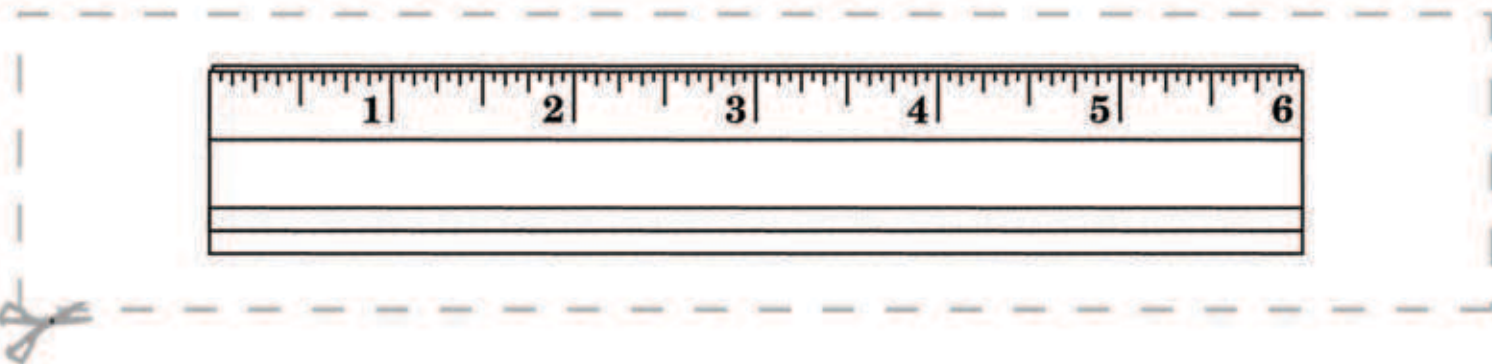
A. _____



B. _____




C. _____



Measure the Shapes

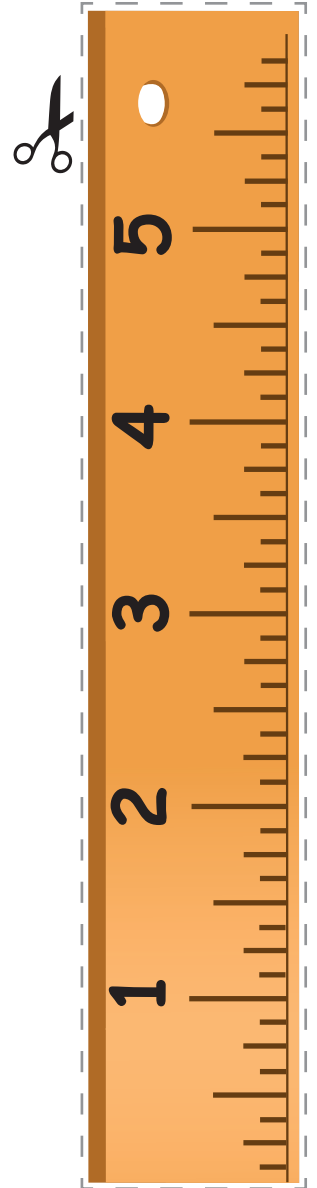
Cut out the ruler and write
how many inches tall each shape is.













MEASURE SCHOOL SUPPLIES



eraser



crayon

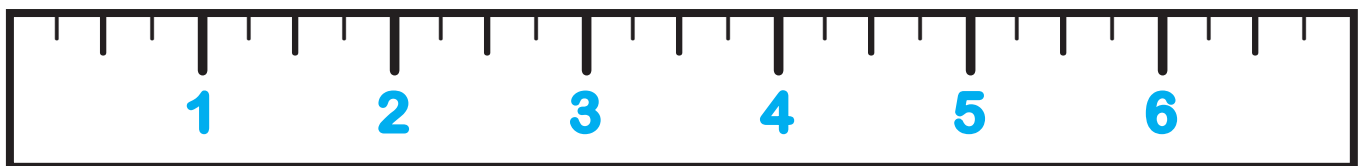


pencil




scissor

- 1) Cut out the inch ruler
- 2) Measure the length of each object
- 3) Write the length on the lines




Match the Clock


Draw a line to connect the matching times.




1:00



7:00



4:00




6:00




Match the Clock


Draw a line to connect the matching times.




5:00




9:00



3:00



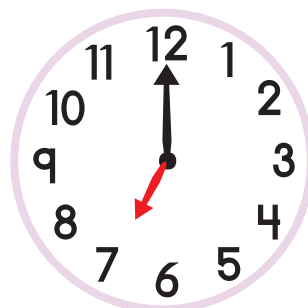
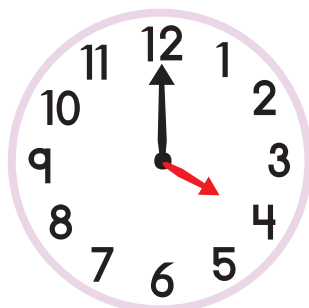
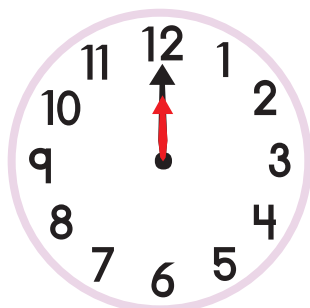
11:00



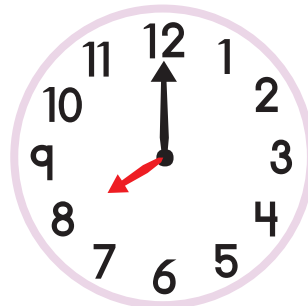


Telling Time 1

Melissa Mouse is learning how to read a clock.
Help her match the times to the clocks by circling the clock
that shows the time written on the left.

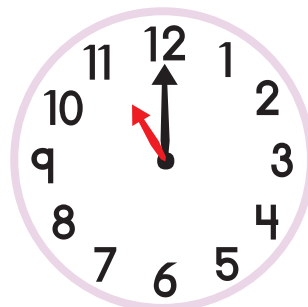

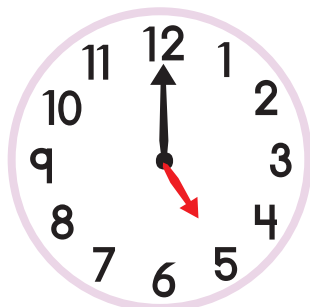
12:00




8:00



3:00



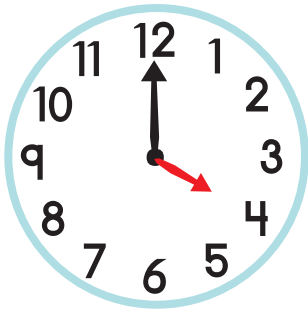
Melissa needs to be home for her supper by 5:00.
Underline the clock that shows 5:00.



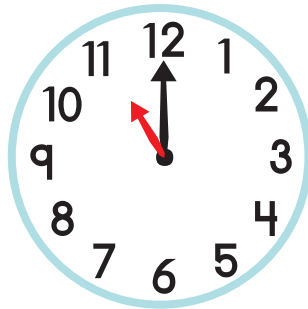
Telling Time 2



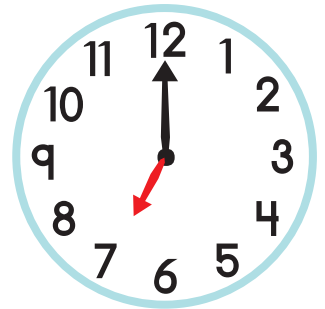
Melissa Mouse is learning how to read a clock.
Help her finish writing the times for each clock by looking at
each clock and writing the time you see.




____:00




____:00




____:00




____:00



____:00




____:00



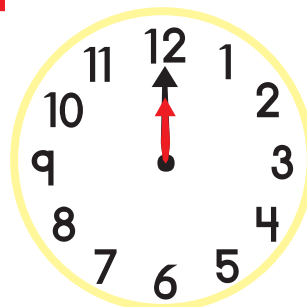

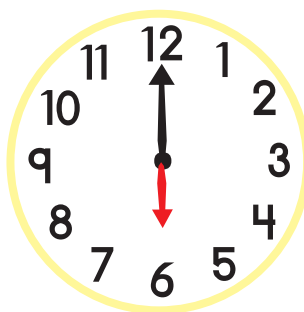

Circle the clock that shows **2:00**. Copy the hands onto
Melissa's new dinosaur clock.





Telling Time 3

Melissa Mouse is learning how to read a clock.
Will you help her match the times to the clocks?



Cut out the times below and glue them under the correct clocks.

9:00

12:00

6:00


1:00




Telling Time 4




Melissa Mouse is learning how to read a clock.
Help her finish drawing the hands on each clock to match the
time below.




10:00




3:00




6:00



8:00




1:00



11:00


This is Melissa's house. She lives in a grandfather clock.
Circle the clock above that matches the time on the grandfather
clock.




Telling Time 5




Melissa Mouse is learning how to read a clock.
Help her finish drawing the hands on each clock to match the
time below.




5:00




9:00




2:00



12:00



4:00



7:00




Melissa's friend Marty Monkey wants to practice telling time
too! Circle the clock above that matches the time on
Marty's clock.



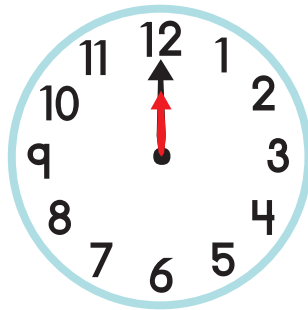
Telling Time 6



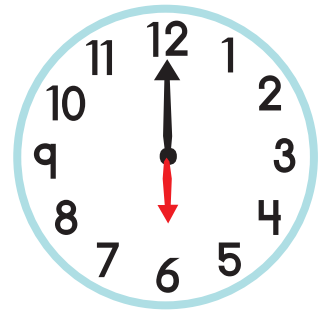
Melissa Mouse is learning how to read a clock.
Help her finish writing the times for each clock by looking at
each clock and writing the time you see.



____:00




____:00




____:00



____:00



____:00



____:00




Melissa needs to be at school at 8:00.
Circle the clock that shows 8:00.




Draw the Correct Time


Draw the hands to show the correct time on each clock.




7:00



4:00



1:00



10:00



Great job!

is an Education.com math superstar

